

Installation of language packs for osCommerce 2.3.3

Note: The screenshots are from when i installed the dutch language pack on a webshop with only swedish language installed.

Create a new directory on your local computer with the same name as the language you are about to install e.g. “polish”.

Download the language pack zip file to that directory.

Unpack the zip-file. You will now see a directory “catalog” and a “READMEpl.pdf” file (this file).

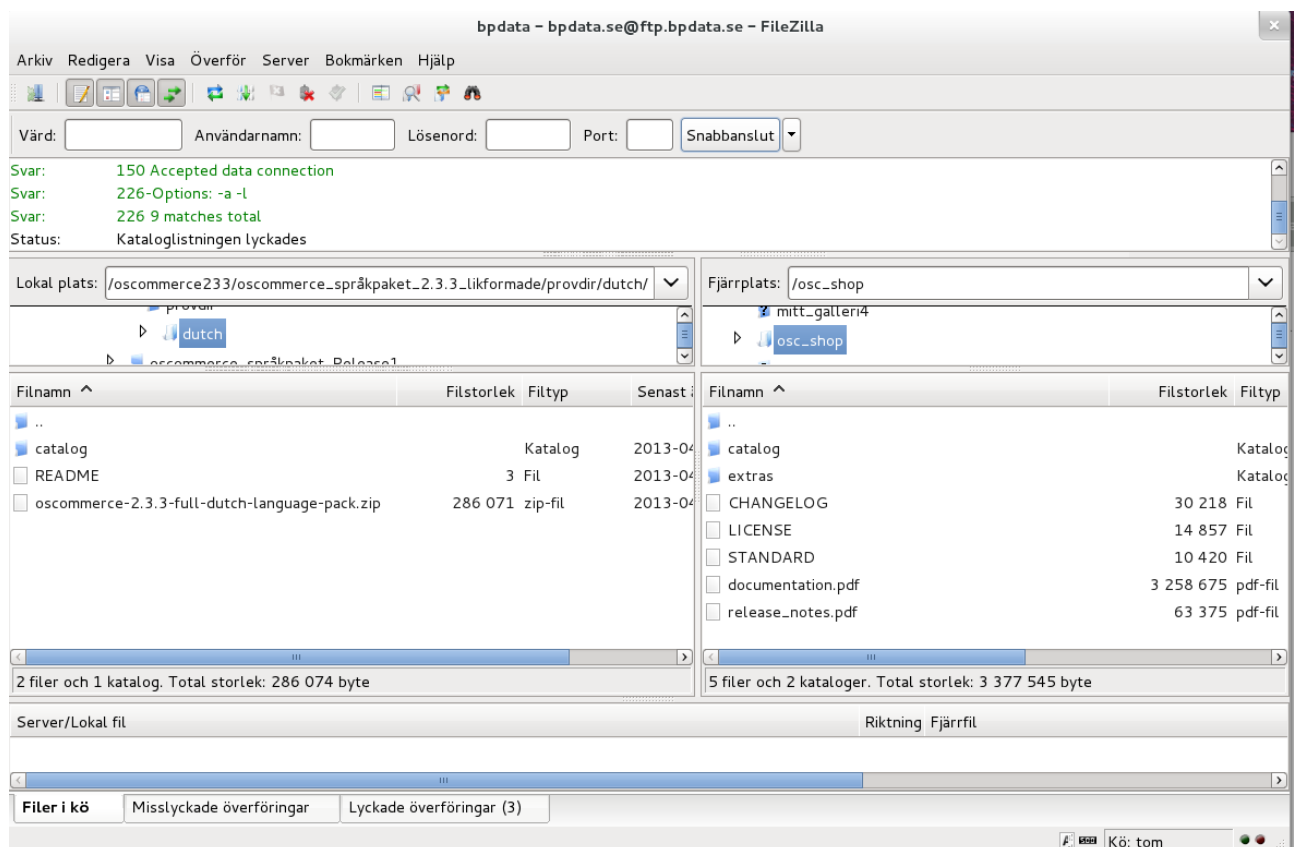
Start a FTP-program e.g. Filezilla.

Navigate to the directory where you unpacked the language pack in, “polish” in the left pane of Filezilla.

You see the directory “catalog” there.

Connect to your web shop on your web hosting provider.

You should now see the “catalog” catalog in the right pane in Filezilla.

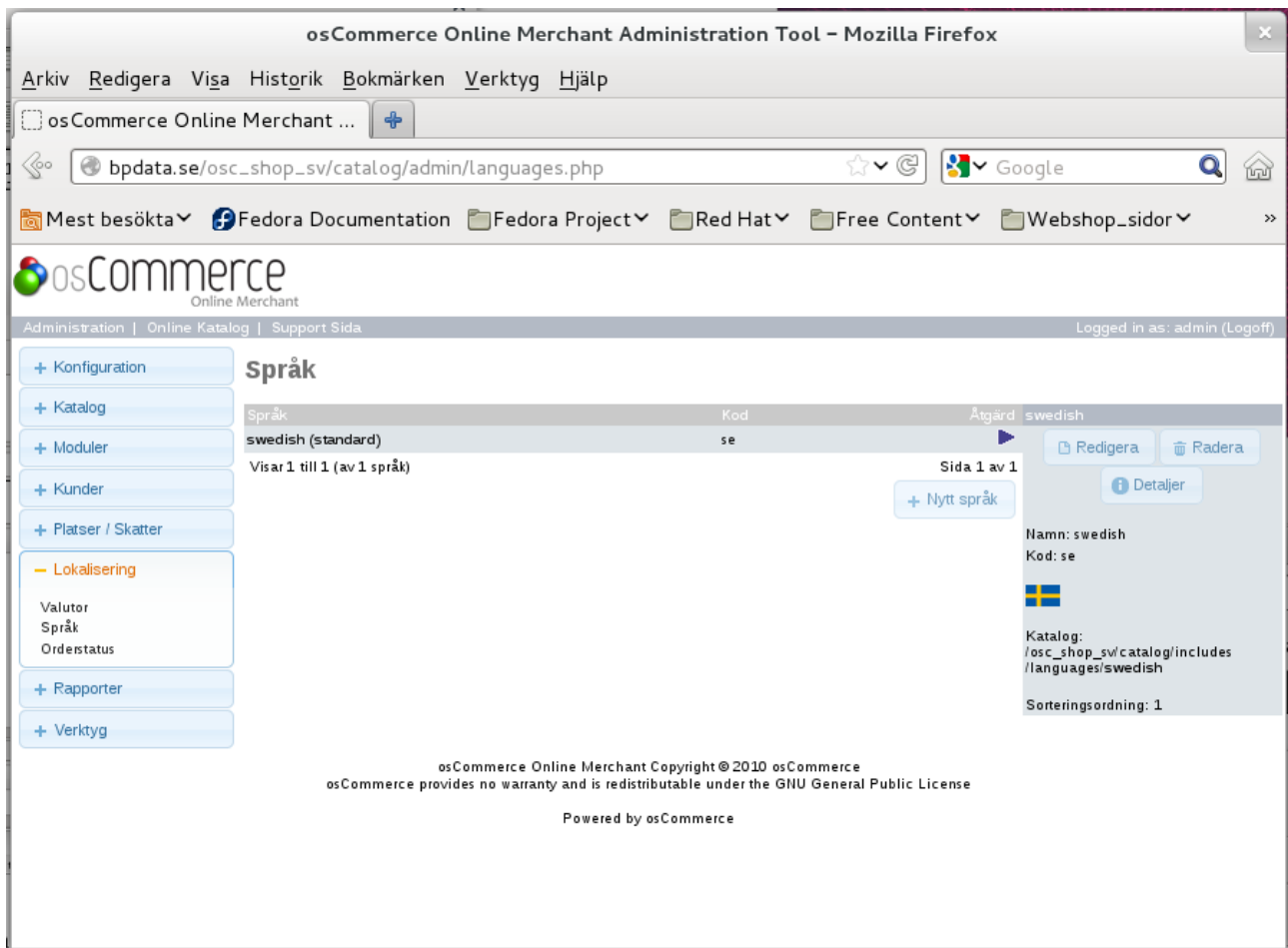


Now drag and drop the catalog directory from the left side to the right side, being sure not to drop it in a directory but on an empty place or a file listing in the right pane.

(Drag and drop: You point with the mouse-pointer to the “catalog” directory and click and hold down with the left mouse button while moving it to the right pane as mentioned above, and release the left mouse button where you want to drop it.)

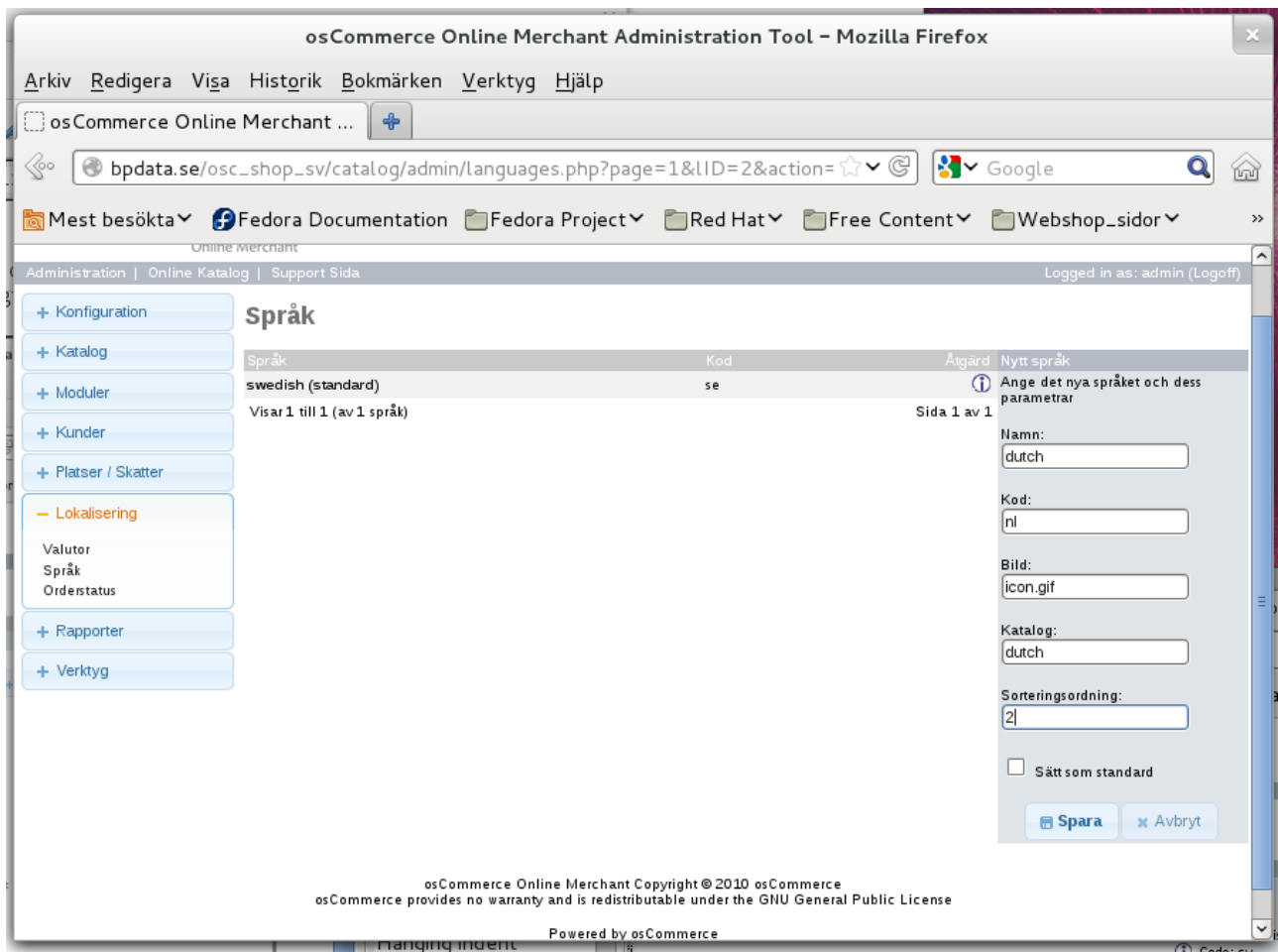
Done with the file transfer!

Start a web browser and log in to your web shop as admin, and go to Localization -> Languages. The screen printout is in swedish, but here you will click on New Language.



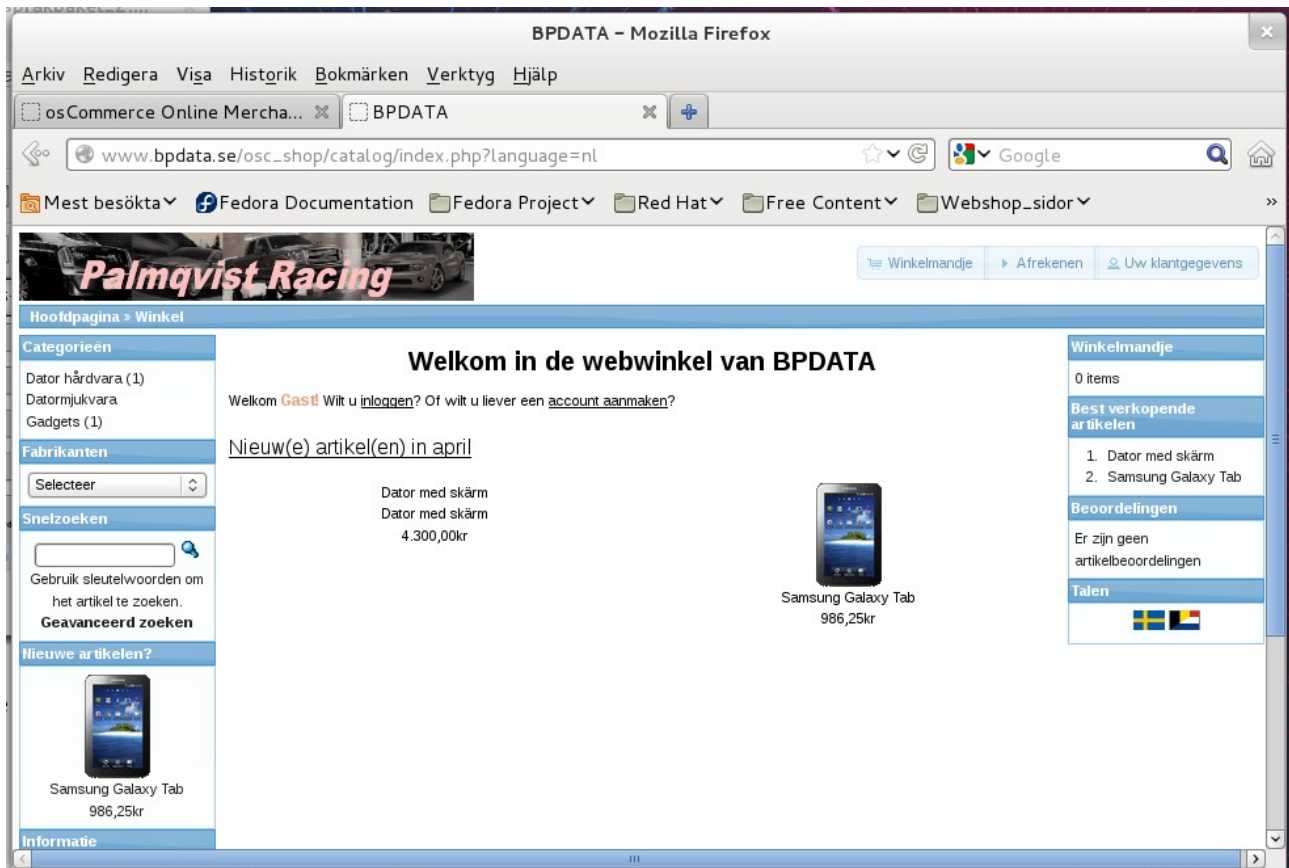
Here you should insert the parameters for the new language: Name: polish, Code: pl, Image:icon.gif, Directory: polish, Sort Order: 2 , and mark as default if you want to have this

language as default.



Then you click Save.

Now if you browse to your webshop as a customer, you will see the polish language in the right column represented by the clickable polish flag, to switch to polish language.



In the administration interface you now can select the polish language.

The screenshot shows the Bpdata administration interface in Mozilla Firefox. The browser address bar shows the URL: www.bpdata.se/osc_shop/catalog/admin/index.php?osCAAdminID=f784jsdrajkat3kvqc. The interface is in Dutch, as indicated by the language dropdown set to 'dutch'.

Configuratie

- Beheerders
- Winkel Logo
- My Store
- Minimum Values
- Maximum Values
- Images
- Customer Details
- Shipping/Packaging
- Product Listing
- Stock
- Logging
- Cache
- E-Mail Options
- Download
- GZip Compression
- Sessions

Beheerders

Verkopen	Totaal	Datum	Status
Bertil Palmqvist	1.173,75kr	02/01/2013	Pending
Bertil Palmqvist	4.487,50kr	14/11/2012	Pending
Bertil Palmqvist	4.487,50kr	13/11/2012	Pending
Bertil Palmqvist	4.487,50kr	12/11/2012	Pending
Robert Palmqvist	4.487,50kr	12/11/2012	Pending
Bertil Palmqvist	4.487,50kr	12/11/2012	Pending

Klanten

Klanten	Datum
Bertil Palmqvist	12/11/2012
Robert Palmqvist	12/11/2012

Laatste logins van beheerders

admin	Datum
admin	08/04/2013
admin	08/04/2013
admin	08/04/2013
admin	13/11/2012
admin	12/11/2012
admin	12/11/2012

Laatste Nieuws

osCommerce Website Relaunch	Datum
osCommerce Website Relaunch	November 9, 2012
Sage Pay Server v1.2	September 7, 2012
osCommerce Online Merchant v2.3.3	August 15, 2012
"extras" Directory Vulnerability Reminder	August 3, 2012
"extras" Directory Vulnerability Reminder	August 3, 2012

Nieuwste uitbreidingen

Australia Post API Module	Datum
Australia Post API Module <td>April 7, 2013</td>	April 7, 2013
Simply Hide Products (SHP)	April 7, 2013
MySQL DB Comparer (MDC)	April 7, 2013
SuisselD	April 6, 2013
UltraPics to osCommerce 2.3.x Migration Tool	April 6, 2013

Versie Controle

Versie Controle	Laatste controle op
Controleer Nu	Nooit

Beoordelingen

Beoordelingen	Datum	Auteur	Waardering	Status
---------------	-------	--------	------------	--------

osCommerce Online Merchant Copyright © 2010 osCommerce
osCommerce provides no warranty and is redistributable under the GNU General Public License
Powered by osCommerce

My language packs contain the whole path from catalog directory and downwards, so just copy the "catalog" directory to the root of your webshop or where the catalog directory is located, and all language related files and directories will be placed in their right places. This reduces the risk of error during installation.

If you download and install language packs from <http://addons.oscommerce.com/category/Languages> you will have to put the directories and files in their right places because the whole path is not often included.