



Manual de Configuração osCommerce

Índice

1. Introdução.....	3
2. Requisitos.....	4
3. Instalação	5
4. Realizar o Pagamento da Compra.....	10



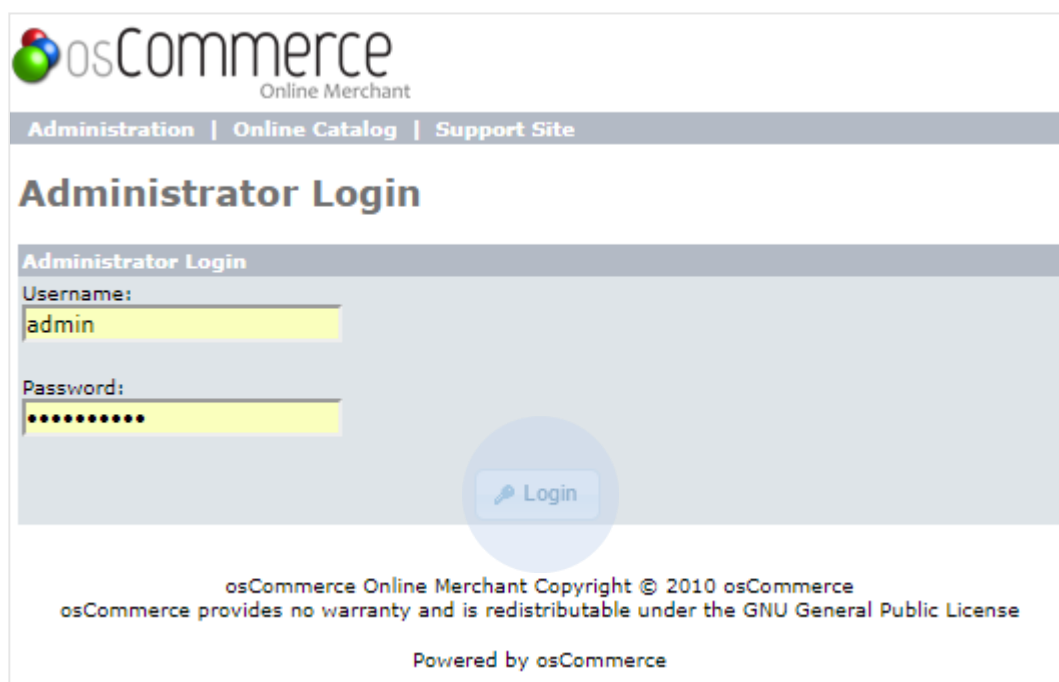
1. Introdução

Neste documento são descritos os passos de instalação relativos ao módulo de pagamentos da PayPay para a sua loja osCommerce. Desta forma poderá fornecer aos seus clientes a opção de pagamento das suas encomendas por Multibanco, Cartão de crédito/Débito ou MB WAY.

2. Requisitos

- PHP 5.4
- osCommerce 2.3.2
- SOAP extension

Após a instalação concluída e a loja configurada, aceda à área de administração e efetue o seu login.



The screenshot shows the osCommerce Online Merchant interface. At the top, there's a navigation bar with links for Administration, Online Catalog, and Support Site. Below this is the 'Administrator Login' section. It contains two input fields: 'Username:' with the value 'admin' and 'Password:' with masked characters. A 'Login' button is positioned below the password field. At the bottom of the page, there is a copyright notice for osCommerce Online Merchant, dated 2010, and a statement that osCommerce provides no warranty and is redistributable under the GNU General Public License. The page is powered by osCommerce.

3. Instalação

Realize o download do módulo osCommerce da PayPay disponível em <https://paypay.pt/paypay/#integracoes>. De seguida deve extrair os ficheiros do zip e copiar os ficheiros fornecidos para a pasta "catalog" que contém os ficheiros de instalação da sua loja osCommerce, como ilustra a figura seguinte.

Name	Type	Size	Name	Size	Changed	Rights
..	Parent directory		..		21/12/2017 15:43:45	rw-rw-r--x
admin	Pasta de ficheiros		admin		27/12/2017 11:28:03	rw-rw-r--x
ext	Pasta de ficheiros		download		27/12/2017 11:28:03	rw-rw-r--x
includes	Pasta de ficheiros		ext		27/12/2017 11:28:04	rw-rw-r--x
			images		27/12/2017 11:28:04	rw-rw-r--x
			includes		27/12/2017 11:28:06	rw-rw-r--x
			pub		27/12/2017 11:28:06	rw-rw-r--x
			.htaccess	1 KB	27/12/2017 11:41:01	rw-rw-r--x
			account.php	3 KB	15/07/2012 11:55:08	rw-rw-r--x
			account_edit.php	9 KB	15/07/2012 11:55:08	rw-rw-r--x
			account_history.php	4 KB	15/07/2012 11:55:08	rw-rw-r--x
			account_history_info.php	8 KB	20/12/2017 11:07:12	rw-rw-r--x
			account_newsletters.php	3 KB	15/07/2012 11:55:08	rw-rw-r--x
			account_notifications.php	6 KB	15/07/2012 11:55:08	rw-rw-r--x
			account_password.php	5 KB	15/07/2012 11:55:08	rw-rw-r--x
			address_book.php	4 KB	15/07/2012 11:55:08	rw-rw-r--x
			address_book_process.php	14 KB	15/07/2012 11:55:08	rw-rw-r--x
			advanced_search.php	7 KB	15/07/2012 11:55:08	rw-rw-r--x
			advanced_search_result.php	13 KB	15/07/2012 11:55:08	rw-rw-r--x
			checkout_confirmation.php	11 KB	15/07/2012 11:55:08	rw-rw-r--x
			checkout_payment.php	9 KB	15/07/2012 11:55:08	rw-rw-r--x
			checkout_payment_address.php	14 KB	15/07/2012 11:55:08	rw-rw-r--x
			checkout_process.php	17 KB	15/07/2012 11:55:08	rw-rw-r--x
			checkout_shipping.php	12 KB	15/07/2012 11:55:08	rw-rw-r--x
			checkout_shipping_address.php	14 KB	15/07/2012 11:55:08	rw-rw-r--x
			checkout_success.php	4 KB	15/07/2012 11:55:08	rw-rw-r--x
			conditions.php	1 KB	15/07/2012 11:55:08	rw-rw-r--x
			contact_us.php	4 KB	15/07/2012 11:55:08	rw-rw-r--x
			cookie_usage.php	2 KB	15/07/2012 11:55:08	rw-rw-r--x
			create_account.php	18 KB	15/07/2012 11:55:08	rw-rw-r--x
			create_account_success.php	2 KB	15/07/2012 11:55:08	rw-rw-r--x
			download.php	5 KB	15/07/2012 11:55:08	rw-rw-r--x
			index.php	15 KB	15/07/2012 11:55:08	rw-rw-r--x

Após todos os ficheiros terem sido copiados com sucesso, aceda à sua área de administração no menu dos módulos de pagamento. Clique em "Install module" para visualizar os módulos a instalar, entre eles deve constar os seguintes módulos da PayPay:

- PayPay - Core Module (obrigatório);
- PayPay - Credit/DebitCard;
- PayPay - Multibanco;
- PayPay - MB WAY.

The screenshot displays the osCommerce Administration interface. The top navigation bar includes links for Administration, Online Catalog, and Support Site, along with a user login status. A sidebar on the left contains a menu with options like Configuration, Catalog, Modules, Customers, Locations / Taxes, Localization, Reports, and Tools. The main content area is titled 'Payment' and features a table of installed modules. The table lists 'Cash on Delivery' and 'PayPal Express Checkout' with their respective sort orders and action buttons (Edit, Remove Module). Below the table, there is a section for 'Cash on Delivery' configuration, including options to enable the module, set the payment zone, and define the sort order of display. The footer contains copyright information for osCommerce and a note about the GNU General Public License.

Modules	Sort Order	Action
Cash on Delivery	0	Edit Remove Module
PayPal Express Checkout	0	Edit Remove Module

Module Directory: /mnt/sdb1/www/oscommerce232/includes/modules/payment/

Cash on Delivery

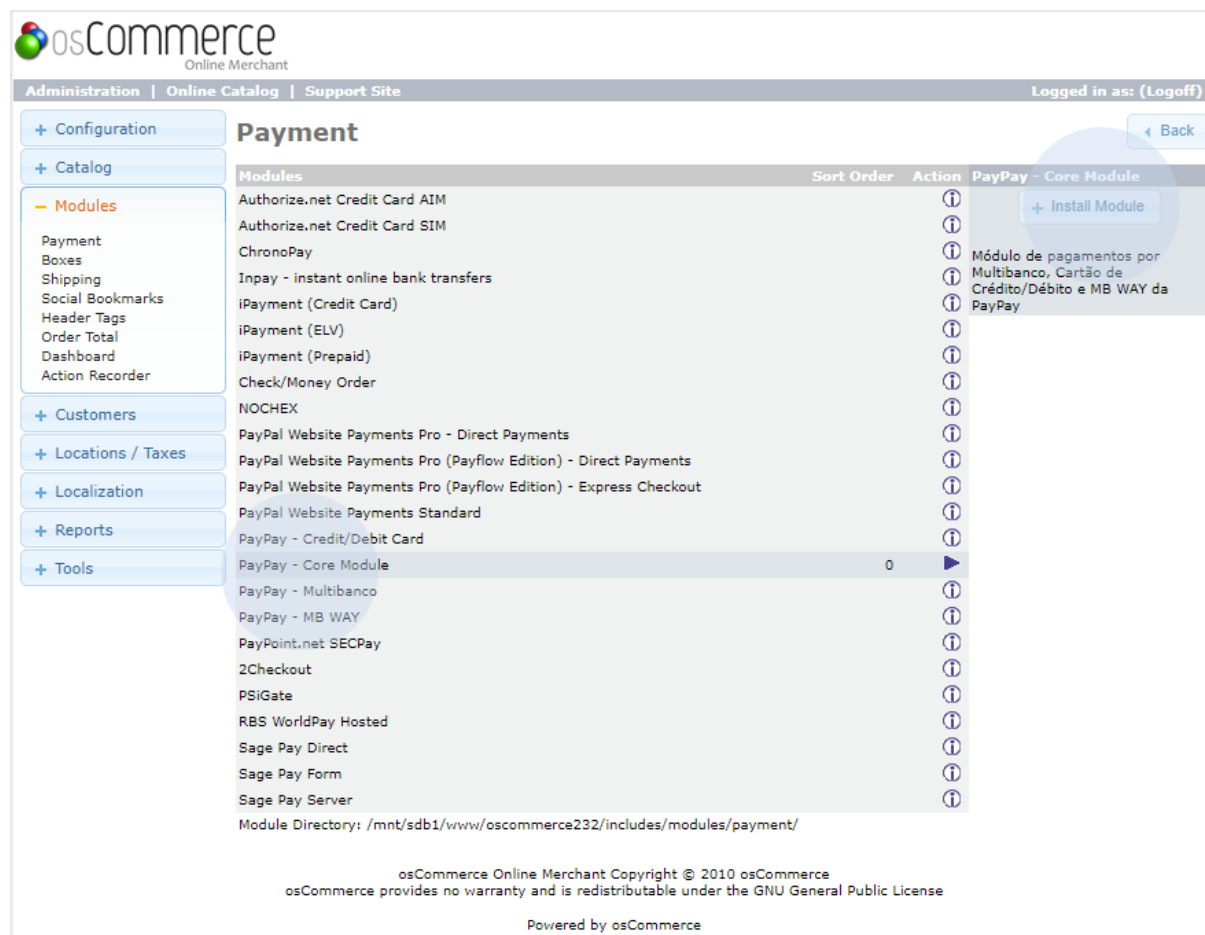
Enable Cash On Delivery Module
True

Payment Zone
--none--

Set Order Status
default

Sort order of display.
0

Selecione o módulo PayPay - Core Module e clique em "Install Module". Este módulo é obrigatório, para os restantes pode seleccionar e instalar os que pretende utilizar.



The screenshot shows the osCommerce Administration interface. On the left is a sidebar with navigation links: Configuration, Catalog, Modules (selected), Customers, Locations / Taxes, Localization, Reports, and Tools. The main area is titled 'Payment' and contains a table of modules. The 'PayPay - Core Module' is highlighted in blue. A blue callout bubble with a white arrow points to the '+ Install Module' button next to it. The table lists various payment modules with their sort orders and action icons.

Modules	Sort Order	Action
Authorize.net Credit Card AIM		ⓘ
Authorize.net Credit Card SIM		ⓘ
ChronoPay		ⓘ
Inpay - instant online bank transfers		ⓘ
iPayment (Credit Card)		ⓘ
iPayment (ELV)		ⓘ
iPayment (Prepaid)		ⓘ
Check/Money Order		ⓘ
NOCHEX		ⓘ
PayPal Website Payments Pro - Direct Payments		ⓘ
PayPal Website Payments Pro (Payflow Edition) - Direct Payments		ⓘ
PayPal Website Payments Pro (Payflow Edition) - Express Checkout		ⓘ
PayPal Website Payments Standard		ⓘ
PayPay - Credit/Debit Card		ⓘ
PayPay - Core Module	0	▶ ⓘ
PayPay - Multibanco		ⓘ
PayPay - MB WAY		ⓘ
PayPoint.net SECPay		ⓘ
2Checkout		ⓘ
PSiGate		ⓘ
RBS WorldPay Hosted		ⓘ
Sage Pay Direct		ⓘ
Sage Pay Form		ⓘ
Sage Pay Server		ⓘ

Module Directory: /mnt/sdb1/www/oscommerce232/includes/modules/payment/

osCommerce Online Merchant Copyright © 2010 osCommerce
osCommerce provides no warranty and is redistributable under the GNU General Public License
Powered by osCommerce

É recomendada a utilização o ambiente de testes antes do avanço para ambiente de produção. Caso assim o pretenda pode introduzir os seguintes dados de acesso:

NIF de cliente	503129445
Código da plataforma	0042
Chave de encriptação	ZyQqo8snqWRTY5bAe6ZmfPhr

The screenshot shows the osCommerce Administration interface. The top navigation bar includes 'Administration', 'Online Catalog', and 'Support Site'. The user is logged in as 'Logged in as: (Logout)'. The left sidebar contains a menu with 'Configuration', 'Catalog', 'Modules', 'Customers', 'Locations / Taxes', 'Localization', 'Reports', and 'Tools'. The 'Modules' section is expanded, showing a list of modules including 'PayPal Express Checkout', 'PayPay - Credit/Debit Card', 'PayPay - Core Module', 'PayPay - Multibanco', and 'PayPay - MB WAY'. The 'PayPay - Core Module' is selected, and its configuration page is displayed. The page title is 'Payment'. The configuration form includes fields for 'NIF de cliente' (503129445), 'Código da plataforma' (0042), 'Chave de encriptação' (ZyQo8snqWRTY5bAe6Zmfj), and 'Ambiente' (Testes). There are 'Save' and 'Cancel' buttons at the bottom right. The footer contains copyright information for osCommerce Online Merchant.

De modo a obter os dados de acesso de produção deve aceder à sua área de cliente da PayPay.

The screenshot shows the PayPay integration configuration page. The top navigation bar includes 'Emitir Referências', 'Pagamentos', 'Comissões', 'Configurar', and 'PayPay Integração Teste'. The left sidebar contains a menu with 'Integrações', 'Softwares de faturação', 'Plataformas de integração', and 'Botão PayPay'. The 'Integrações' section is expanded, showing a list of integrations including '0042 - Loja osCommerce 2.3.2'. The '0042 - Loja osCommerce 2.3.2' integration is selected, and its configuration page is displayed. The page title is 'Plataformas de Integração'. The configuration form includes fields for 'Estado' (Ativo), 'Código' (0042), 'Chave de encriptação' (ZyQo8snqWRTY5bAe6Zmfj), 'Tipo' (Extensão osCommerce), 'Nome' (Loja osCommerce 2.3.2), 'Website', and 'Indique as formas de pagamento disponíveis' (Cartão de crédito/débito, Multibanco, MB WAY). There are 'Cancelar' and 'Guardar' buttons at the bottom.



Após os dados estarem preenchidos e guardados, pode visualizá-los como na imagem seguinte.

The screenshot shows the osCommerce Administration interface. The top navigation bar includes links for Administration, Online Catalog, and Support Site. The user is logged in as (Logout). The main content area is titled "Payment" and displays a table of modules. The table has columns for Modules, Sort Order, and Action. The modules listed are PayPal Express Checkout, PayPay - Credit/Debit Card, PayPay - Core Module, PayPay - Multibanco, and PayPay - MB WAY. The PayPay - Core Module is highlighted, and its configuration details are shown on the right. The configuration details include a description of the module, a link to activate the integration, and various settings like NIF de cliente, Código da plataforma, Chave de encriptação, and Ambiente.

Modules	Sort Order	Action
PayPal Express Checkout	0	ⓘ
PayPay - Credit/Debit Card	0	ⓘ
PayPay - Core Module	0	▶
PayPay - Multibanco	0	ⓘ
PayPay - MB WAY	0	ⓘ

Module Directory: /mnt/sdb1/vvnu/oscommerce232/catalog/includes/modules/payment/

PayPay - Core Module

Módulo de pagamentos por Multibanco, Cartão de Crédito/Débito e MB WAY da PayPay

[Ativar integração PayPay](#)

Activar o módulo
Sim

NIF de cliente
503129445

Código da plataforma
0042

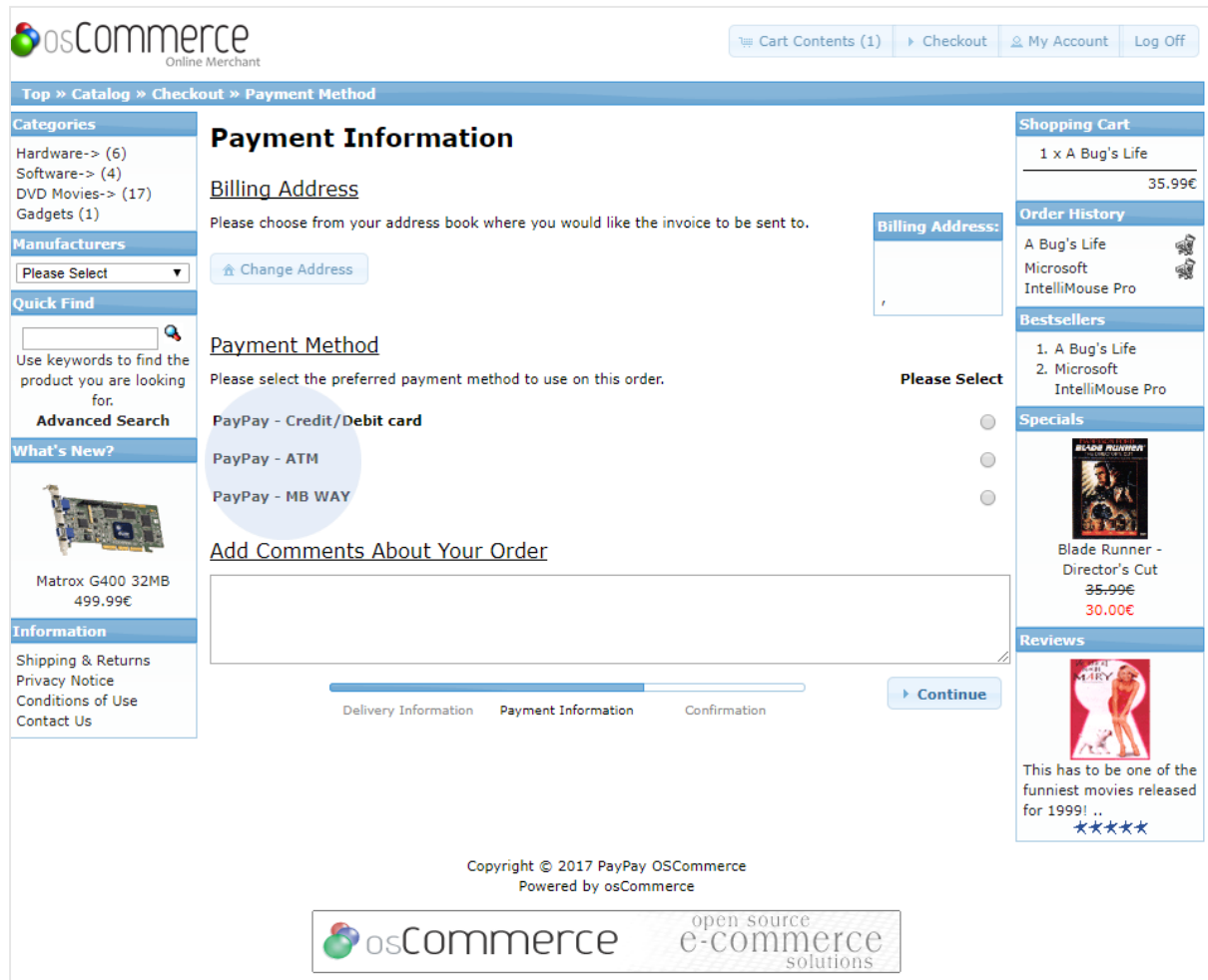
Chave de encriptação
ZyQqo8snqWRTY5bAe6ZmfPhr

Ambiente
Testes

Importante: Deve sempre clicar no link "Ativar integração PayPay" para confirmar que a configuração está correta e ativar a comunicação automática de pagamentos entre a PayPay e a sua loja.


4. Realizar o Pagamento da Compra

Neste momento, se aceder à sua loja já poderá visualizar as formas de pagamento durante o checkout de uma encomenda.



The screenshot displays the osCommerce checkout process at the 'Payment Method' stage. The page layout includes a top navigation bar with links for 'Cart Contents (1)', 'Checkout', 'My Account', and 'Log Off'. A left sidebar contains navigation links for 'Categories' (Hardware, Software, DVD Movies, Gadgets), 'Manufacturers' (Please Select), 'Quick Find', 'Advanced Search', 'What's New?' (featuring a Matrox G400 32MB card for 499.99€), and 'Information' (Shipping & Returns, Privacy Notice, Conditions of Use, Contact Us). The main content area is titled 'Payment Information' and includes sections for 'Billing Address' (with a 'Change Address' link), 'Payment Method' (listing PayPay - Credit/Debit card, PayPay - ATM, and PayPay - MB WAY, with the first option circled), and 'Add Comments About Your Order'. A progress bar at the bottom indicates the current step is 'Payment Information', with 'Delivery Information' and 'Confirmation' as previous and next steps respectively. A 'Continue' button is located at the bottom right of the main content area. On the right side, there are three widgets: 'Shopping Cart' showing '1 x A Bug's Life' for 35.99€, 'Order History' listing 'A Bug's Life', 'Microsoft', and 'IntelliMouse Pro', 'Bestsellers' listing '1. A Bug's Life' and '2. Microsoft IntelliMouse Pro', 'Specials' featuring 'Blade Runner - Director's Cut' for 35.99€ (discounted to 30.00€), and 'Reviews' for 'Blade Runner' with a 5-star rating and a quote: 'This has to be one of the funniest movies released for 1999! ..'.

No próximo passo pode conferir a informação do pagamento onde deve constar a forma de pagamento seleccionada.



[Cart Contents \(1\)](#)
[Checkout](#)
[My Account](#)
[Log Off](#)

[Top](#) » [Catalog](#) » [Checkout](#) » [Confirmation](#)

Categories

- Hardware-> (6)
- Software-> (4)
- DVD Movies-> (17)
- Gadgets (1)

Manufacturers


Please Select

Quick Find

Use keywords to find the product you are looking for.

Advanced Search

What's New?



Under Siege
29.99€

Information

- [Shipping & Returns](#)
- [Privacy Notice](#)
- [Conditions of Use](#)
- [Contact Us](#)

Order Confirmation

Shipping Information

Delivery Address [\(Edit\)](#)

Test User
Rua / Avenida
Ponta Delgada
Ponta Delgada, 9500-122
Test, Portugal

Products [\(Edit\)](#)

1 x A Bug's Life*** 35.99€

Billing Information

Billing Address [\(Edit\)](#)

Payment Method [\(Edit\)](#)

PayPay - Credit/Debit Card

Payment Information

You have selected payment method by PayPay - Credit/Debit Card. As soon as you confirm the order you will be redirected to PayPay to complete the payment.

Delivery Information

Payment Information

Confirmation

[Confirm Order](#)

Sub-Total: 35.99€
Total: **35.99€**

Shopping Cart

1 x A Bug's Life	35.99€
------------------	--------


Order History

- A Bug's Life
- Microsoft IntelliMouse Pro

Bestsellers


- A Bug's Life
- Microsoft IntelliMouse Pro

Specials




Microsoft IntelliMouse Pro
~~49.99€~~
39.99€

Reviews



This has to be one of the funniest movies released for 1999! ..
★★★★★

Copyright © 2017 PayPay OSCommerce
Powered by osCommerce



open source
e-commerce
solutions

Ao confirmar a encomenda, será redirecionado para a página da PayPay onde poderá concluir o seu pagamento em segurança.

Nota: Os dados de pagamento também são enviados por e-mail para o cliente. A configuração de envio de e-mails deverá estar corretamente configurada na loja.




Informação de pagamento

Nome:	PayPay Integração Teste
Telefone:	927 338 260
Morada:	Rua da Alegria
Código-Postal:	9020-002
Localidade:	Santa Luzia
NIF:	503129445

Montante:	1,00 € (IVA incluído)
Código:	Encomenda nº:22
Descrição:	Appastry

Confirmação de pagamento:



Cartão de crédito/débito

^

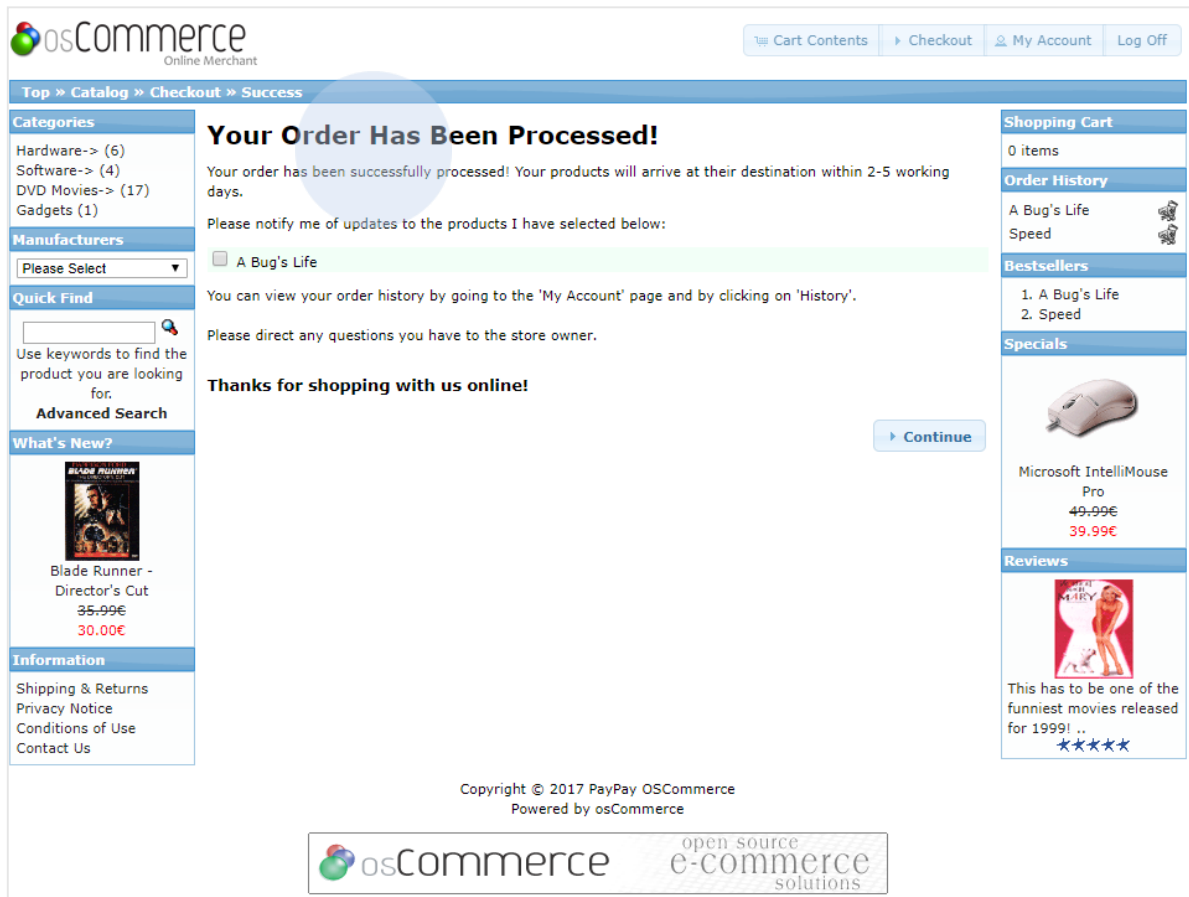
Verified by
VISA

MasterCard.
SecureCode.

Seguinte

Exportar

Após a realização do pagamento com sucesso o cliente é redirecionado de volta para a página de confirmação da encomenda.



osCommerce
Online Merchant

Cart Contents Checkout My Account Log Off

Top » Catalog » Checkout » Success

Your Order Has Been Processed!

Your order has been successfully processed! Your products will arrive at their destination within 2-5 working days.

Please notify me of updates to the products I have selected below:

- ☐ A Bug's Life

You can view your order history by going to the 'My Account' page and by clicking on 'History'.

Please direct any questions you have to the store owner.


Thanks for shopping with us online!

[Continue](#)

Categories
Hardware-> (6)
Software-> (4)
DVD Movies-> (17)
Gadgets (1)

Manufacturers
Please Select

Quick Find
Use keywords to find the product you are looking for.
[Advanced Search](#)


What's New?

Blade Runner - Director's Cut
35.99€
30.00€


Information
Shipping & Returns
Privacy Notice
Conditions of Use
Contact Us

Shopping Cart
0 items

Order History
A Bug's Life
Speed

Bestsellers
1. A Bug's Life
2. Speed

Specials

Microsoft IntelliMouse Pro
49.99€
39.99€

Reviews

This has to be one of the funniest movies released for 1999! ..
★★★★★

Copyright © 2017 PayPay OSCommerce
Powered by osCommerce

osCommerce open source e-commerce solutions

Na lista de encomendas da conta de cliente pode consultar em detalhe a atualização dos estados da encomenda.

The screenshot displays the 'Order Information' page for Order #3 (Processing) in the PayPay OSCommerce system. The page is divided into several sections:

- Left Sidebar:** Contains navigation links for Categories (Hardware, Software, DVD Movies, Gadgets), Manufacturers (a dropdown menu), Quick Find (a search bar), Advanced Search, What's New? (featuring a Matrox G400 32MB graphics card for 499.99€), and Information (Shipping & Returns, Privacy Notice, Conditions of Use, Contact Us).
- Order Information Section:**
 - Order #3 (Processing):** Order Date: Wednesday 27 December, 2017. Order Total: 35.99€.
 - Delivery Address:** Test User, Rua / Avenida, Ponta Delgada, Ponta Delgada, 9500-122, Test, Portugal.
 - Products:** 1 x A Bug's Life.
 - Billing Information:**
 - Billing Address:** Same as the delivery address.
 - Payment Method:** PayPay - Credit/Debit Card.
 - Sub-Total:** 35.99€.
 - Total:** 35.99€.
 - Order History:** A table showing the order's status over time:

Date	Status	PayPay ID
12/27/2017	Pending	27165
12/27/2017	Pending	
12/27/2017	Processing	
- Right Sidebar:** Contains links for Shopping Cart (0 items), Order History (listing 'A Bug's Life' and 'Speed'), Bestsellers (listing 'A Bug's Life' and 'Speed'), Specials (featuring 'Courage Under Fire' for 29.99€), Reviews (featuring 'The Brady Bunch Movie' with a 5-star rating), and Currencies (set to Euro).

At the bottom of the page, there is a copyright notice: 'Copyright © 2017 PayPay OSCommerce Powered by osCommerce' and the OSCommerce logo.

Este é o processo que deve seguir para verificar que a integração está a funcionar na perfeição.